

PAPER HEART TUTORIAL



Cut 9 strips of paper 3 from the longest length and 2 of 3 additional lengths

I chose to cut mine 12", 8", 6", 6" and 4"



You can certainly do 2"4"6"8, 3"5"7"9"

Experiment - the different sizes will give you different finished hearts.

My strips are 1" wide but again narrower/wider is ok too!



Stack the strips one on top of the other - 12", 8", 6", 4", 12", 6", 8", 12"
{punch hole through all strips and secure with brad



Start with smallest strip closest to long center 12" strip

place glue dot on side away from center strip and

roll 6" strip toward center securing the loop.

Repeat this step with the 8" then the 12", repeat on opposite side

